



### Inform Racing User Guide.

### Speed Ratings Race Card

Here the main Inform Racing race card provides all relevant speed ratings plus draw data, VDW ratings, run style information, links to form guides, advanced search feature and more.

All cards open sorted by race card number but all columns can be sorted by clicking each heading title to bring the best ratings to the top. Each race card gives you a great overview of a horses overall and recent speed ratings form for the race and by using the highlighted ratings to guide you, will show you the most likely winners of each race. The top 3 rated in the Master column provide 50% plus of all winners, year in, year out.

16:35 LINGFIELD (A.W) (LH Flat)																
RACING WELFARE 24 HOUR HELPLINE 08006300443 HANDICAP (DIV I) (0-70) (5) 3YO+, 05-Oct-2017																
Race: 17, Distance: 1m, Forecast Going: SS, Winner: £2,911, Runners: 10																
No	Dr	Dr%	R/S	Silks	Horse	Master	Lto			Avg	M+A	Crs	Dis	Ability	Form	F/C
1	7	10	2		Easy Code	80 <sup>9</sup>	80 <sup>9</sup>	77 <sup>22</sup>	70 <sup>55</sup>	76	156	80	80	35	7	7/4
2	3	10	2		Evening Hill	79 <sup>10</sup>	79 <sup>10</sup>	64 <sup>31</sup>	70 <sup>73</sup>	71	150		79	29	12	7/2
3	9	11	2		Cadeaux Boxer	74 <sup>48</sup>	69 <sup>30</sup>	74 <sup>48</sup>	64 <sup>76</sup>	69	143		74		17	12/1
4	1	8	2		German Whip	64 <sup>45</sup>	49 <sup>31</sup>	64 <sup>45</sup>	53 <sup>278</sup>	55	119	53	64	27	22	16/1
5	6	13	4		Fantasy Queen	72 <sup>42</sup>	68 <sup>28</sup>	72 <sup>42</sup>	70 <sup>77</sup>	70	142		72	32	10	9/1
6	4	10	1		Peace And Plenty	78 <sup>10</sup>	78 <sup>10</sup>	60 <sup>34</sup>	50 <sup>176</sup>	63	141		78	26	22	6/1
7	8	10	2		Sandy Shores	84 <sup>40</sup>	70 <sup>31</sup>	84 <sup>40</sup>	75 <sup>64</sup>	76	160	73	84	29	10	7/1
8	5	9	4		Halinka	90 <sup>34</sup>	1 <sup>15</sup>	90 <sup>34</sup>	66 <sup>57</sup>	49	129		80		15	33/1
9	10	11	2		Nuncio	79 <sup>281</sup>	69 <sup>14</sup>	72 <sup>44</sup>	68 <sup>68</sup>	70	149	79	69		13	16/1
10	2	9	2		Exspection	67 <sup>360</sup>	54 <sup>152</sup>	56 <sup>178</sup>	67 <sup>360</sup>	59	126		56		23	33/1

[Form Guide](#)

[Advanced Search](#)

[Class Pars - Average Winning Rating](#)

[In Depth Form Tables \(Race Conditions, Run Style, Official Ratings, Race Class\)](#)

Last 20 winners run style: 1, 42% 2, 42% 3, 16% 4, 0%

### Key to the race card:

**The header** shows the race time and race number at the course for the day. Course name, course hand (right handed or left handed, course type (flat, undulating, uphill finish etc.), race title, race class in brackets, prize money, number of runners, forecast going and distance.

**No.** is the race card number.

**Dr.** is the draw or stall number for each runner, flat racing only.

**Dr%** is the percentage of wins from each stall at today's course and distance with the same number of runners as today, plus and minus three.

**R/S** is the likely run style of each horse with 1 or 2 meaning a more prominent early position and 3 or 4 meaning the horse will probably be held up. (There is more on the run style feature further on).

**The two icons** before the horse name are where you hover your mouse pointer to reveal the two main form pop up boxes, details of these are below.

**The Master column** shows the highest rating achieved in the last twelve months.

**The Lto column** shows the rating achieved in the last race that the horse ran in, with the next two columns showing the rating for the two previous races run.

**The small number** to the right of the rating is the number of days from today that each race was run.

**The Avg column** is the average number of the horses last three ratings.

**The M+A column** is the addition of the Master rating and the Avg rating showing up horses with good previous and current form.

**The Cse column** is the highest rating achieved at the course in the last twelve months.

**The Dis column** is the highest rating achieved at the race distance in the last twelve months.

**The Ability and Form ratings** are taken from the VDW ideology and help highlight winners in a race. The ability rating is found by adding up all winning prize money won by each horse and dividing this total by the number of wins to give an average winning prize money rating and by dividing all winning prize money by 100 and then rounding up or down, a useable number can be calculated.

The form rating is simply the addition of a horses last three finishing positions, using 10 for any position of 10 or worse. So a horse that finished 6th, 14th and 2nd in its last three races would have a form rating of 18.

**The F/C column** is the Forecast Starting Price taken from the Racing Post


**The links in blue underneath the card** are to other features explained later. Below these you have the run style figures for the winners of the last 20 races at the course, over the same distance and with the same number of runners as today, plus and minus three. Due to certain course configurations and distances, many races are won by the same type of running style and this may highlight horses to look out for in a race. An explanation of the run style feature can also be found later on.


### **Non Runners**

Horses that have a line through them as with Halinka on the example above, are non runners and by refreshing the page at any time, new non runners will be updated throughout the day.

You can remove the non runners or any other horses by clicking the Filter icon to the right of the Horse header, then click Select all and un tick those you want removed. Click Filter and those chosen horses will be removed.

## Pop Up Box #1

Hovering over the first icon  reveals the full past form information for each horse's form over the main racing categories in a very simple to view format.

1	2	11	1		☰ Start Seven	84 <sup>16</sup>	84 <sup>16</sup>	79 <sup>61</sup>
<b>Going</b>	<b>Class</b>		<b>Dist.</b>		<b>Runners</b>			
G	0/0/2 (0%)	1	0/0/0 (0%)	1m	0/0/1 (0%)	1-7	2/1/5 (40%)	20
GF	0/0/2 (0%)	2	0/0/0 (0%)	1m 2f	0/0/2 (0%)	8-12	1/3/11 (9%)	23
GS	0/0/1 (0%)	3	0/0/2 (0%)	1m 4f	0/2/6 (0%)	13-19	0/0/0 (0%)	38
SD	3/4/11 (27%)	4	0/2/4 (0%)	1m 5f	0/0/1 (0%)	20+	0/0/0 (0%)	128
		5	3/2/10 (30%)	1m 6f	3/0/4 (75%)			44
		6	0/0/0 (0%)	2m	0/1/1 (0%)			
				2m 1f	0/1/1 (0%)			
<b>January</b>	3/1/4 (75%)	<b>July</b>	0/0/2 (0%)	<b>11/8 or less</b>				
<b>February</b>	0/2/2 (0%)	<b>August</b>	0/0/2 (0%)	<b>6/4 to 11/4</b>	2/1/3 (67%)			
<b>March</b>	0/0/1 (0%)	<b>September</b>	0/0/0 (0%)	<b>3/1 to 11/2</b>	0/1/2 (0%)			
<b>April</b>	0/0/0 (0%)	<b>October</b>	0/0/1 (0%)	<b>6/1 to 9/1</b>	1/0/2 (50%)			
<b>May</b>	0/0/0 (0%)	<b>November</b>	0/0/0 (0%)	<b>10/1 to 16/1</b>	0/2/2 (0%)			
<b>June</b>	0/0/1 (0%)	<b>December</b>	0/1/3 (0%)	<b>Over 16/1</b>	0/0/7 (0%)			
<b>Today: SOUTHWELL (A.W) LH Flat</b>								
Previously won at: <b>SOUTHWELL (A.W) LH (Flat), WOLVERHAMPTON (A.W) (2) LH (Flat)</b>								

Here you can see win and place form to number of runs and win percentage and shows how a horse has performed on all goings it has run on, all class of race, all distances the horse has run over and all field sizes the horse has run in.

For example the horse above, Evening Hill, has run 3 times over 1 mile and has won twice. You can also see this horse has run 6 times in Class 5 races, winning once and being placed twice.

### Monthly record

Here you have the same win/place/runs (%) record but for each month of the year and will highlight excellent opportunities not well known about a horse. Many horses peak at certain times of the year and you will be able to see this very clearly on this pop up box as well as being alerted to horses that may not be ready to win or prefer **other times of the year to be at their best.**

### SP's

A record of the Starting Prices the horse has started at, as some horses will only win when gambled on and under a certain price and it is worth knowing. If a horse has never won over 9/1 for example it may not be worth supporting if it is starting at bigger.

### Course wins

Simply shows all other courses and course configurations the horse has won at before. It is now easy to see if a horse has won only on flat tracks or prefers a stiff uphill finish for example and these can be compared to today's course where the details are also shown.

## Pop Up Box #2


Hovering over the actual horse name on the card reveals a quick view stats box for each horse showing all relevant information for each runner to let you quickly see which horses have a chance in the race and just as importantly, those that don't.

### Colour coded form guide

On this simple to use, at a glance form guide, all form is separated for you to see the difference between a horses form in different race types.

For Flat racing, all Turf form is shown in Red, All Weather form is shown in Blue.

For Jump racing, all Chase form is shown in Red and all Hurdle and NHFlat form is shown in Blue.

1	2	11	1		☰ Start Seven	84 <sup>16</sup>	84 <sup>16</sup>	79 <sup>61</sup>	54 <sup>118</sup>
<p>73/2299-1112488653 Start Seven 5 10-00</p> <p>br g Dilum (USA) - Dancingintheclouds (IRE)</p> <p>Jamie Osborne: At Cse: 29/176 (16%) 14 days: 4/25 (16%) Since a win: 3 days - 1 run</p> <p>Dougie Costello: At Cse: 9/81 (11%) On horse: 0/5 (0%) Since a win: 3 days - 1 run</p> <p>Headgear:</p> <p>Career win: 3/4/16 (19%) Turf 0/0/5 (0%) AW 3/4/11 (27%)</p> <p>Course: 1/2 (50%) Distance: 0/6 (0%) C+D: 0/0 (0%)</p> <p>Highest ever speed rating: Turf 59 AW 84 Highest ever on forecast going: 84</p> <p>Won left handed: 3/11 (27%) Since a win: 325 days - 8 runs</p> <p>Won right handed: 0/5 (0%) Days since last run: 16</p> <p>Days off before a win: 7,13,186</p> <p>OR Today: AW 87 (+0)</p> <p>Last winning OR: FLT - AW 76</p> <p>Highest winning OR: FLT - AW 76</p> <p>Last 7 races: OR (Pos): 85 (2), 88 (4), 83 (8), 78 (8), 76 (6), 88 (5), 87 (3)</p> <p>Last 20 run styles: 3 2 1 1 1 4 1 1 2 1 3 4 4 1</p>									

### Key to pop up box above:

Last 20 form figures, Horse, Headgear, Age, Weight  
Colour, Sex, Sire, Dam

Trainer followed by his details in blue.

Jockey, any weight claim in brackets, followed by jockeys records in green.

Career details including win and placed percentages in total and by race type plus course and distance stats.

Details of a horses record going left handed and right handed.

Official Rating today, amount more or less than its rating last time out (for the same race type) in brackets, followed by the rating it last won off and the highest rating it won off. After this the last 7 official ratings from the right to left with finishing position in brackets, all again colour coded.

Run Style figures show how the horse began in the early part of a race. (Latest on the right with the last 15 available figures shown for every horse). 1 = Led, prominent. 2 = Tracked, chased leaders. 3 = Midfield. 4 = Held Up, started slowly.

The number of days and runs since the horse has won and the number of days since the horse last ran.

The Days off to win record shows the number of days the horse was off before all of its wins. The horse above has won 14 times so there are 14 numbers showing the days off before each win. The majority of results here show the horse wins mainly after 12 days or less off the track and his 6 days since last run here would be ideal for today. If the horse had had a much longer break then you could question its chances, however some horses are the opposite and prefer to come back after a long break and this feature will pinpoint these also.

By switching quickly and easily between pop up 1 and 2 you will be able to see at a glance, the most important pieces of form that you need to make an informed and accurate decision about the chance of a horse in a race. Is the trainer in or out of form? Has the jockey a good record on the horse?

Does the horse have a decent strike rate? Is the horse well handicapped? Has it a good record going left handed? Can it win after so many days off the track? Will it go on the going? Can it win in this class of race?

All of these and many more questions can be answered just by switching across the two pop up icons and you can go from horse to horse just by moving your mouse cursor up and down the card so you can look at all of the runners form at one go, all from the one race card.

With all races available on the same page for the day sorted by race time, you can go through a whole days racing quicker than ever before.

### **Rating Form Pop Up**

This third pop appears when you hover your mouse over any of the Master ratings or last three Lto ratings and provides details of the run in question allowing you to compare any recent runs and race conditions with today's.

81 <sup>289</sup>	78 <sup>21</sup>	68 <sup>40</sup>	72 <sup>70</sup>	73
80 <sup>36</sup>	<b>WINCANTON</b> CHS 2m 4f S 10 ran Hcp OR: 106 Wt: 10-12 Class: 4 Value: £7473 Position: 4 Btn: 17.5 SP: 8/1 Run Style: 2 Jockey: Ciaran Gethings Winner: 82			
77 <sup>28</sup>				
74 <sup>29</sup>				
73 <sup>35</sup>				
63 <sup>12</sup>				
49 <sup>29</sup>				

In the pop up above for the rating of 68, 40 days ago, you can see this particular rating was achieved at Wincanton in a Chase race over 2m 4f on Soft going and there were 10 runners.

It was a handicap and the horse had an official rating of 106 and carried 10 stone 12 pounds. It was a class 4 race worth £7,473 to the winner, the horse came 4th at 8/1, beaten 17.5 lengths.

The horse ran behind the leaders as it had a Run Style figure of 2, the jockey was Ciaran Gethings and the winner of the race achieved a rating of 82.

*All of this info can be compared with today's race and decisions can easily be made.*

This box will help you compare recent conditions with today's and quickly identify horses that are rising or dropping in class and distance and if there is any change of jockey for any particular reason.

Just hover your mouse around the Master and all three last time out ratings of the race card and the box will change as you go over each rating for each horse, allowing you to check a whole race for a number of important factors in a couple of seconds.

## **Run Style Figures**

Using the in-running comments we turn each run style into a number and show the last 15 run style figures on the quick view race stats box for each horse so you can see at a glance how a horse has been running and is likely to run as in this example:

Run Style: 4.1.1.1.2.1.1.1.1.2.1.1.1

Looking at the key below this shows a horse that has led or been prominent in 12 of its last 13 races and knowing this can be a massive help in a variety of situations when betting on a horse.

1 = Led, prominent

3 = Midfield

2 = Tracked, chased leaders

4 = Held up, started slowly

Want to know where the pace in the race will be? Look for all the horses with predominantly '1's in their form.

Want to back a horse that is well drawn low on an inside rail? Check that it's run style figures are not predominantly '3's and '4's which may negate this advantage.

Like to back in running? If a favourite is likely to be held up then wait until the off for a better price when the horse falls off the early pace, or if you know a horse is likely to get an easy lead, then back it to lay some off as it's price shortens quickly after the start.

Each horse's last available 15 run style figures are shown on the race stats box below so you can see at a glance how every horse is likely to run. Plus all run style figures are shown on the form guide too.

### **Run style numbers and examples of comments used.**

1. Challenged for lead, With Leader (s), Soon Led, Led, Close Up, Disputed Lead, Made All, Made Most, Soon With Leader (s), Made Virtually All, Pressed Leader (s), Pressed Winner, Set Steady Pace, Soon Clear.

2. Prominent, Soon Prominent, Chased Leader (s), In Touch, Soon Chasing Leader (s), Soon In Touch, Tracked Leader (s), Behind Leader (s), Chased Leading Pair, Chased Leading Trio, Soon Tracked Leader (s), Always In Touch, Well In Touch, Chased Clear Leader (s)
3. In Midfield, Mid-Div, Settled In Midfield, Settled Mid-Div, Midfield
4. Behind, Held Up, In Rear, Outpaced, Well Off The Pace, Always Towards Rear, Last, Settled In Rear, Soon In Rear, Soon Last, Soon Outpaced, Towards Rear

Other phrases are used for all categories but many are very similar to those above.

## Form Guide

Simple to read form at a glance with all the runners form on one page. Find a horse's preferred race conditions with just one click.

All winning form lines are highlighted in yellow.

The details at the top in red are details for today's horses so you can compare easily between old form and today's conditions.

Moabit																	
Date	Course	Dis	Going	No. Run	Draw	Class	Prize	OR	Hcap	Age	Trainer	Jockey	Pos	SP	Rating	Code	Days
21/12/2017	SOUTHWELL (A.W)	1m 4f	SD	9	5	4	£4,690	82	☑	5	Paul Nicholls	Megan Nicholls					
09/10/2017	SALISBURY	1m 6f	S	7	5	3	£7763	77	☑	5	Paul Nicholls	Megan Nicholls	1	9/5	79	FLT	55
15/08/2017	FFOS LAS	1m 6f	HY	7	7	4	£5175	78	☑	5	Paul Nicholls	Megan Nicholls	2	7/2	69	FLT	17
29/07/2017	SALISBURY	1m 6f	S	11	11	5	£3396	73	☑	5	Paul Nicholls	Megan Nicholls	1	8/1	68	FLT	25
04/07/2017	CHEPSTOW	2m	G	8	1	5	£3235	75	☑	5	Paul Nicholls	Megan Nicholls	5	5/2	63	FLT	11

Restive																	
Date	Course	Dis	Going	No. Run	Draw	Class	Prize	OR	Hcap	Age	Trainer	Jockey	Pos	SP	Rating	Code	Days
21/12/2017	SOUTHWELL (A.W)	1m 4f	SD	9	1	4	£4,690	79	☑	4	Iain Jardine	Luke Morris					
04/12/2017	SOUTHWELL (A.W)	1m 4f	SD	7	3	5	£2911	73	☑	4	Iain Jardine	Luke Morris	1	8/11	84	AWF	3
01/12/2017	SOUTHWELL (A.W)	1m 4f	SD	7	7	5	£3235	67	☑	4	Iain Jardine	Luke Morris	1	7/2	77	AWF	24
07/11/2017	REDCAR	1m 2f	S	7	4	6	£3235	67	☐	4	Iain Jardine	Callum Rodriguez	2	15/8	79	FLT	14
24/10/2017	NEWCASTLE (A.W)	1m 2f	SD	14	5	3	£12938	64	☐	4	Iain Jardine	Jamie Gormley	6	20/1	76	AWF	4
20/10/2017	REDCAR	1m 2f	GS	13	10	6	£3293	62	☑	4	Iain Jardine	Miss S Brotherton	1	100/30	76	FLT	10
10/10/2017	NEWCASTLE (A.W)	1m 4f	SD	14	5	6	£2264	64	☑	4	Iain Jardine	Lewis Edmunds	2	7/1	77	AWF	7
03/10/2017	AYR	1m	S	11	12	6	£2588	64	☑	4	Iain Jardine	Jamie Gormley	6	12/1	69	FLT	14
19/09/2017	NEWCASTLE (A.W)	1m 2f	SD	13	10	6	£2588	65	☑	4	Iain Jardine	Jamie Gormley	3	7/2	71	AWF	92

The form guide opens in chronological order with the most recent race at the top and all columns can be sorted to group the information together by clicking the arrows at the top of each header, allowing you to see at a glance, how a horse has performed at a course, a distance, under a certain jockey or whatever you choose.

The days column at the far right shows the number of days between each run. Today's race conditions are shown at the top for each column in red allowing you to easily compare past form with the race in hand.

No other form guide is as simple to use or as easy to manipulate and all the horses in the race are on the same page so you can check every race of the day very quickly. There are hundreds of horses which 'fit' into particular categories of race preferences and you can now see these clearly by sorting the columns in whichever way you choose to find a horses favoured racing conditions with ease.

Big priced winners come in on a regular basis but it is often thought that a 'freak' result has just occurred. This is not always the case. It is just that most punters don't have the necessary tools at their disposal.

Most winners can be found in the form book but who wants to trawl through thousands of pages just to find out if a horse prefers small fields to big ones or left handed tracks to right handed ones? What could literally take you hours, you can now do it in seconds.

## Advanced Search

The advanced search feature allows you to drill down for each race and specify any race form criteria to see how each runner has performed under your chosen race conditions.

### Advanced Search

Horse	Win %	Position (latest on right)	Speed Figure (latest on right)
Avenue Des Champs	25 (5/20)	1, 4, 3, 9, 1, 1, 4, 7, 1, 9	72, 73, 72, 5, 66, 72, 63, 59, 73, 1
Piedita	20 (1/5)	5, 8, 7, 3, 1	65, 63, 60, 75, 74
Bamako Du Chatelet	20 (5/24)	1, 4, 2, 4, 7, 4, 2, 7, 4, 4	77, 75, 81, 73, 74, 80, 76, 63, 72, 69
Linguine	15 (4/26)	6, 1, 10, 3, 3, 8, 6, 8, 5, 6	74, 83, 71, 62, 80, 72, 75, 82, 66, 48
King Calypso	15 (5/33)	3, 8, 4, 3, 9, 6, 2, 1, 2, 5	75, 74, 73, 76, 32, 74, 61, 72, 82, 73
Ablaze	14 (1/7)	6, 8, 9, 10, 9, 1, 2	55, 60, 50, 65, 54, 64, 66
Fitzwilly	11 (4/36)	4, 8, 8, 5, 4, 6, 3, 2, 2, 6	71, 69, 63, 68, 74, 70, 77, 73, 69, 69
Ring Eye	6 (2/33)	4, 6, 8, 6, 10, 9, 5, 5, 9, 7	74, 60, 50, 69, 49, 55, 59, 68, 54, 59
Topalova	0 (0/15)	7, 10, 5, 4, 4, 3, 7, 2, 5, 3	60, 49, 65, 61, 69, 74, 70, 73, 70, 69
Montycristo	0 (0/6)	10, 5, 13, 4, 7, 3	55, 53, 41, 68, 53, 67

Search
Reset

**Course - LINGFIELD**

**Distance - 2m**

**LH/RH - LH**

**Going - GF**

**Class - 5**

**Runners - 10**

**Month**

**TimePeriod**

You can now search the database to cross reference a horses past form using one or a combination of search fields. The page opens showing the win to runs strike rate for each runner, the position for these runs (or last ten if there are more) and the speed ratings achieved for these runs.

To use the feature, click on one or more items from one of the search fields then click 'Search'. The results will show all horses win percentage and number of wins to runs as well as the last ten finishing positions and speed figures that were achieved under these searched conditions. Vital information that is found in seconds.

**Today's conditions** are highlighted above each field in **red**.



As an example you may want to see how all horses in the race have run between 1 mile and 1 mile 2 furlongs on Good ground or softer in March, April and May or any other combination that you wish to check out.

The Advanced Search Facility will prove to be an invaluable weapon all year round and will make a huge difference to your betting success. Find a horse that has a little known preference for one or more aspect of racing and you will be able to turn that information into cash.

It takes about five minutes to work through every decent race on the day to find any horses that stand out under today's race conditions, many of which will be 'under the radar' of most punters due to poor recent form, however this recent form was possibly in race conditions that didn't suit. Now you know the conditions favour the horse and can take advantage of this fact.

In racing, as in many aspects of life, knowledge is power and along with the race cards, form guides and more to help you, this feature will put you head and shoulders above all other punters who are regularly losing their bets based on just the basic information and form figures printed in their daily paper.

## **In Depth Form Guides**

The following tables open in the same window as the race cards in the centre of the screen and can be viewed at the same time as the cards themselves. They are all on one page so you can scroll up and down to see all four tables for each race all at once.

### **Race Condition Table**

See how each runner has performed at today's course, distance, field size and on all goings, all in one place. Figures in blue highlight a strike rate of between 25% to 49%, those in red a strike rate of 50% or better.

This table shows you how each horse has performed at today's course, course hand (left handed or right handed), distance, number of runners plus and minus two as well as on all going descriptions so that you can see how a horse has fared whatever the ground condition on the day as it can often change overnight or even during racing. The going descriptions shown are Firm, Good to Firm, Good, Good to Soft, Soft, Heavy, Standard and Standard to Slow - the last two being on the all-weather courses.

Race Conditions												
Horse	Cse	LH	Dis (7f)	7-11 run	F	GF	G	GS	S	HY	SD	SF
Admirable Art	1/1	3/16	3/13	3/15	0/0	0/4	0/3	1/2	0/3	1/3	2/12	0/0
All Reddy	0/5	0/8	0/3	0/6	0/1	0/0	0/1	0/1	0/0	0/0	0/6	0/0
Amenable	0/3	9/61	1/13	10/46	0/0	2/12	4/19	1/10	1/4	1/3	5/34	0/0
Available	0/15	3/27	1/14	2/24	0/0	3/14	0/5	0/1	0/0	0/0	1/17	0/1
Danz Star	0/0	0/3	0/1	0/2	0/0	0/0	0/1	0/0	0/2	0/0	0/0	0/0
Dimitar	2/9	2/17	2/11	1/12	0/0	0/2	0/1	0/1	0/1	0/0	1/14	0/0
Ivy Trump	0/0	0/2	0/0	0/1	0/0	0/2	0/0	0/1	0/0	0/0	0/0	0/0
Logans Lad	1/14	2/21	0/6	0/12	0/0	1/3	0/2	0/0	0/1	0/0	1/14	0/0
Piddie's Power	0/12	2/31	0/18	1/23	1/2	0/11	1/10	0/1	0/2	0/0	0/14	0/0

## Run Style Table

Check out the last 10 run style figures for each runner and what stalls the front runners are running from to see where the pace of the race is likely to be.

Run Style Figure																
Horse	Lto1	2	3	4	5	6	7	8	9	10	Avg 3	Avg 10	Total	Most	Draw	Dr. %
Admirable Art	3	4	4	4	3	4	4	1	4	4	4	4	35	4	7	11%
All Reddy	4	4	2	2	4	2	1	2	-	-	3	-	21	2	1	10%
Amenable	1	2	2	2	1	1	2	1	2	4	2	2	18	2	6	13%
Available	2	1	2	1	2	1	2	1	2	1	2	2	15	2	5	12%
Danz Star	1	4	4	-	-	-	-	-	-	-	3	-	9	4	9	7%
Dimitar	4	4	4	4	4	4	4	4	4	4	4	4	40	4	2	12%
Ivy Trump	2	2	2	-	-	-	-	-	-	-	2	-	6	2	3	13%
Logans Lad	2	4	2	4	4	4	2	4	4	3	3	3	33	4	8	10%
Piddie's Power	2	4	3	3	2	2	3	2	2	2	3	3	25	2	4	12%

The run style figures table shows the last ten run style figures for each runner, the average of the last three runs, the average of the last ten runs, the total and the run style figure that appears most. It also shows the stall number for each runner in the Draw column and the draw number success rate for today's course, distance and number of runners plus and minus three.

The horses highlighted in yellow in the Draw column are those that have a 1 or a 2 in the 'Most' column and should highlight horses that are likely to lead or be prominent in a race and the stalls that they are drawn in. This shows you where the pace of the race is likely to come from and in large fields, especially in races of up to a mile on straight courses, this knowledge can be invaluable.

## Official Ratings Table

This table highlights runners on a good handicap mark compared to their last and highest winning official ratings, plus the last ten handicap ratings and finishing positions.

Official Ratings															
Horse	To Last	Today	Last	Highest	Lto1	2	3	4	5	6	7	8	9	10	
Admirable Art	+1	60	59	60	61/7	61/8	59/1	53/1	55/4	55/6	55/3	55/2	60/3	60/1	
All Reddy	-	56			62/9	64/8	67/11	69/6	70/7	71/5	0/4	0/2	0/4	-	
Amenable	+1	65	64	84	65/2	67/6	67/8	68/8	68/8	64/1	58/1	58/2	58/2	60/7	
Available	-11	65	76	76	62/2	62/4	77/4	78/3	78/6	78/3	78/3	79/4	75/2	62/4	
Danz Star	-	63			0/2	0/7	0/5	-	-	-	-	-	-	-	
Dimitar	-7	57	64	65	59/9	60/6	60/3	63/11	65/8	67/7	69/8	69/4	69/4	64/1	
Ivy Trump	-	63			0/8	0/6	0/5	-	-	-	-	-	-	-	
Logans Lad	-1	61	62	62	62/4	62/5	62/2	63/10	65/9	65/7	65/4	65/2	65/3	65/13	
Piddie's Power	-9	65	74	74	67/7	68/6	70/6	72/5	72/3	75/5	75/14	78/10	79/7	79/4	

This table highlights horses that are well handicapped compared to their last win in a handicap race. In the To Last column, any horse with a minus figure is running with an official handicap rating below that of its last win, suggesting that it may have a chance in today's race.

The table shows today's handicap rating, the last winning rating and the highest ever winning rating, the other columns show the last ten runs with the handicap ratings on the day in blue and the finishing position in red.

So the Last column above shows the last handicap rating that the horse won off and next to this is today's handicap rating. For Bert The Alert, the horse last won off 65 and has a rating today of 70 which means the horse is carrying 5 pounds more today (+5). Height Of Summer on the other hand is carrying 2 pounds less than its last win (-2), so would seem to have some sort of chance. Some horses win at very good prices on the day that they carry the same or 1 pound less than their last winning rating, after coming down the handicap from higher ratings and as such are well worth looking out for.

Catching a horse when it is about to win is the aim and these runners very close to, or just below their last winning rating should be capable of running well at least, taking all other criteria into account such as distance and going etc. Whilst I would suggest looking for horses with a minus figure in the To Last column, horses that are -10 or bigger may have had their chance, being well out of form and continue to be dropped in the handicap without winning.

This being said, it may be that all previous runs have not been under their favoured conditions, so it is worth taking a look at all horses with a minus figure to see if today may be the day and when these really well handicapped horses with a large minus figure do pop in, it can be at a huge price on many occasions.

### Race Class Table

Horses dropping in class can run well so this table shows you the last five race classes for each horse, the finishing position and race value plus an average of the last three and last five runs.

Race Class Tables - Today: Class 6 £2K							
Horse	Lto1	2	3	4	5	Avg 3	Avg 5
Admirable Art	Cl: 6 7th £3K	Cl: 6 8th £2K	Cl: 6 1st £2K	Cl: 6 1st £2K	Cl: 6 4th £2K	£2K	£2K
All Reddy	Cl: 5 9th £3K	Cl: 6 8th £3K	Cl: 5 11th £3K	Cl: 5 6th £3K	Cl: 5 7th £3K	£3K	£3K
Amenable	Cl: 6 2nd £3K	Cl: 5 6th £3K	Cl: 5 8th £3K	Cl: 4 8th £5K	Cl: 5 8th £3K	£3K	£3K
Available	Cl: 5 2nd £3K	Cl: 5 4th £3K	Cl: 4 4th £6K	Cl: 4 3rd £5K	Cl: 4 6th £5K	£4K	£5K
Danz Star	Cl: 5 2nd £3K	Cl: 5 7th £3K	Cl: 5 5th £3K	-	-	£3K	£3K
Dimitar	Cl: 6 9th £2K	Cl: 6 6th £2K	Cl: 6 3rd £2K	Cl: 6 11th £2K	Cl: 6 8th £2K	£2K	£2K
Ivy Trump	Cl: 5 8th £4K	Cl: 5 6th £3K	Cl: 5 5th £3K	-	-	£3K	£3K
Logans Lad	Cl: 5 4th £3K	Cl: 6 5th £2K	Cl: 6 2nd £2K	Cl: 6 10th £2K	Cl: 6 9th £2K	£2K	£2K
Piddie's Power	Cl: 5 7th £3K	Cl: 5 6th £3K	Cl: 5 6th £3K	Cl: 5 5th £3K	Cl: 5 3rd £3K	£3K	£3K

The race class table shows the class of race, the finishing position and the value of the race to the winner, for the last five runs for each horse. Horses that drop in class can often win and this table will highlight these 'class droppers'.

Today's class and race value is shown in the header at the top so it is easy to compare this race with recent races. The last two columns show the average race value for the latest three and five runs. A higher value in

one of these compared to today's value, particularly the Avg 3 column, would show a horse that has been running in much better races and may now be ready to take advantage of an easier opportunity.

## **Systems and Methods to use with the Ratings.**

### Backing Systems

#### System 1

On the M+A column, top rated horses with a rating that is 3 or more bigger than the next top rated with only one qualifier allowed per race. No Maiden or N H Flat races as there would be too many system qualifiers and many of these will be very short prices. Due to these races also not always having many ratings for the runners and plenty of newcomers, can be races to leave alone.

#### System 2

Any horse that is top weight in a handicap and also top rated on the Master rating column. The top weight, or joint top weight, is the horse that is carrying the biggest weight in a handicap race and is rated by the official handicapper as the best horse in the race. Allied with also having the best speed rating gives these horses a great chance. Remember this is for handicap races only.

#### System 3

Note any horse that has the same rating in both the Cse and Dis columns and these ratings are the highest in the race. If these ratings are also the horses Master rating, then this becomes an each way bet as long as the price is 8/1 or bigger. If there are two or more with the same top ratings then ignore the race.

#### System 4

Any top 3 rated horse in the Lto column whose finishing position for it's last race was 5th or worse. Here you have horses that ran in good races for speed and time but as they finished down the field will often be found at good prices.

#### System 5

Look at the top 3 rated in the Master column. This is the first three if there are more than 3 highlighted, so a race where you have horses on 78, 78, 77, 76, 76 all highlighted, just the 78's and 77 horses count. If any of these are also highlighted as top 3 in both the VDW rating columns (Ability and Form), then this is a bet. Only a bet if there are no more than two qualifiers in one race and back them both and '0' doesn't count even if it is highlighted.

#### System 6

Look at all of the ratings for all of the last three runs in a race and note the highest three ratings figures. Any horse that has one of these top three ratings and is 7/1 or better is a qualifier. This 7/1 stipulation is suggested for the system rules but you may decide that you will make this figure bigger or ignore it completely. Horses that have one of these figures at least have this rating in the bag and as it is one of their most recent runs it should be possible for the horse to achieve it again.

No Maiden races or N H Flat races as there would be too many system selections.

#### System 7

Look for all races that are for four year olds and up. This will be shown by 4yo+ at the end of each race card heading. Of these only back in races that are run over a distance of 5 furlongs, 6 furlongs, 7 furlongs or 1 mile. You will be backing the top 3 or 4 rated in the Dis (distance) column as long as there is only a maximum of 4 highlighted in bold. If a race has more than 4 highlighted in bold type in the Dis column, this race must be watched for any non runners and if a number of non runners brings the highlighted horses down to 4 or less then you will back the top 3 or 4. If there are 5 or more top rated horses in the Dis column at the off then you must leave this race alone. If non runners bring the number of highlighted horses down to less than three, then you will have to find the next top rated horses yourself that are left in a race and always back a minimum of three.

Changing the rules to suit you.

You may wish to back in races for all older horses (3yo+ and 4yo+)

Also any distance or change the distances to suit you.

You may wish to only back in races where a profit is guaranteed where the prices of the three or four you are backing are all more than the number of bets you are placing.

### Laying system 1

Flat Racing only

Only races for 3YO+, 4YO+ etc. and no Maiden races or Selling races.

Horses must have run at least 3 times, (have 3 ratings figures shown on the race card).

Horses must have run last time out between 3 and 99 days.

No bet if all horses in the race are 9/1 or less.

No bet if one of the horses last three run speed figures was '1'.

Rules

Take the lowest highlighted (top 3 rated) figures from the Avg column.

Lay any horse in the race whether it has a top 3 average rating or not, that has not achieved this figure or better in any of its last 3 runs.

All horses must be at 8/1 or less at the 'off'. This price limit is simply to make it easier to record results. You may use whatever price you wish to as a maximum or you may wish to use this as a place laying system too.

Example:

If the three figures highlighted in bold in the Avg column are 73, 72, 69 then any horse in the race that has not scored a rating of 69 or better in any of its last three races is a potential qualifier, depending on its price and the rules above.

Many of the qualifiers over 9/1 lose or finish unplaced so this may be an angle you wish to add to this system, especially laying horses to be unplaced.

### Laying System 2

Flat, All Weather and Jump Racing

Any Handicap apart from Selling Handicap, Maiden Handicap or a Nursery (which is a Handicap for 2 year olds). Every other type of Handicap – 3YO, 4YO, Novice Hurdle etc. – is ok.

Rules

Only look at horses numbered 1 and 2 on the race card. (The top two horses on the race card).

Qualifiers must have no rating figures as one of the top 3 rated from either the Master column, the three Lto columns, the Avg column, the M+A column or the Cse or Dis columns, highlighted in bold.

Qualifiers must have a Master Rating figure. (Horses that ran over 365 days ago last time out will not have a Master Rating figure.)

Horses must have run last time out between 3 and 99 days.

All horses must be at 6/1 or less at the 'off'.

### Laying System 3

Maiden races, especially for 2 year olds only, horses that have not scored 70 or more are often unreliable so any short priced runners that have not rated this high so far are worth taking on and laying. My suggestion is to lay only favourites or horses at 5/2 or less. Horse must have had at least two runs.

[Subscribe to Inform Racing – See our latest offers >>](#)